


SunPlus Premium Performance 182 TOPCon Module (72 pcs)



565W-585W

◆ Product Features



Product Features

Energy density is increased by utilizing multi-busbar (MBB) and half-cut-cell technology, boosting the overall module efficiency upto 22.65%.



High Reliability

Passed the test under conditions three times higher than IEC standard, 12-year material warranty, 25-year power warranty.



PID-Resistant

The degradation caused by PID effect is minimized through state-of-the-art manufacture technology and strict material management.



Minimized Hidden Cracks

The adoption of MBB technology provides greater resistance to hidden cracks and improves busbar durability.



Superior Load Capacity

Certified for 2400 Pa wind load and 5400 Pa snow load.



Outstanding Low radiance Performance

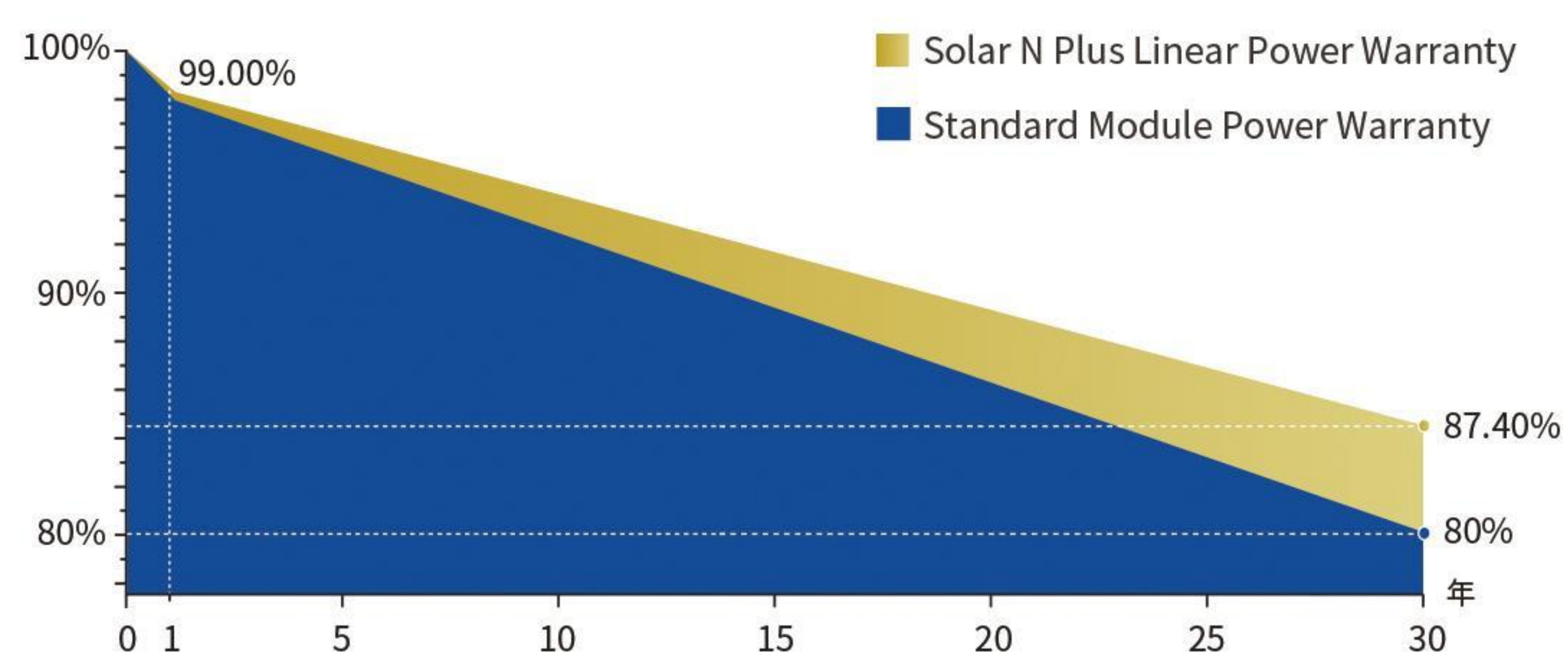
Exceptional efficiency and output power under weak light conditions such as haze and cloudy weather.

◆ Comprehensive Quality Management System and Product Certificates

- Passed various long-term reliability tests.
- EL tests are performed before and after lamination to ensure the reliability of the module.
- Adopted strict international standard management systems, including ISO 9001, ISO 14001, and OHSAS:18001.
- Passed various rigorous environmental tests, including salt spray, ammonia, and dust-proof tests according to IEC 61701, IEC 62716 and DIN EN 60068-2-68.



◆ Linear Performance Warranty



SP-N16/144H565W-585W

Electrical Specification (STC)

| | | | | | | |
|------------------------|---|---------|-------|-------|-------|-------|
| Maximum Power | W | 565 | 570 | 575 | 580 | 585 |
| Power Output Tolerance | W | 0 ~ +5W | | | | |
| Maximum Power Voltage | V | 41.92 | 42.07 | 42.22 | 42.37 | 42.52 |
| Maximum Power Current | A | 13.48 | 13.55 | 13.62 | 13.69 | 13.76 |
| Open Circuit Voltage | V | 50.60 | 50.74 | 50.88 | 51.02 | 51.16 |
| Short Circuit Current | A | 14.23 | 14.31 | 14.39 | 14.47 | 14.55 |
| Module Efficiency | % | 21.87 | 22.07 | 22.26 | 22.45 | 22.65 |

Irradiance 1000W/m², Module Temperature 25°C, Air Mass 1.5

Electrical Specification (NOCT)

| | | | | | | |
|-----------------------|---|-------|-------|-------|-------|-------|
| Maximum Power | W | 425 | 429 | 432 | 436 | 440 |
| Maximum Power Voltage | V | 39.38 | 39.51 | 39.60 | 39.69 | 39.81 |
| Maximum Power Current | A | 10.79 | 10.85 | 10.92 | 10.99 | 11.05 |
| Open Circuit Voltage | V | 48.06 | 48.20 | 48.33 | 48.46 | 48.60 |
| Short Circuit Current | A | 11.49 | 11.55 | 11.62 | 11.68 | 11.75 |

Irradiance 800W/m², Ambient Temperature 20°C, Wind Speed 1m/s

Mechanical Data

| | |
|----------------------------|---|
| Dimensions of Module L*W*H | 2278 × 1134 × 35mm |
| Number of Cells | 144 pcs(2x72)/Mono/16BB(182mm) |
| Weight | 28.0kg |
| Glass | High transparency solar glass 3.2mm |
| Frame | Silver, anodized aluminium alloy |
| J-Box | IP68 |
| Cable | 4.0mm ² (0.006inches ²), 300mm(11.8inches) |
| Connector | MC Compatible |

Operating Conditions

| | |
|--|--|
| Maximum System Voltage | 1000/1500VDC (IEC) |
| Max Series Fuse Rating | 25A |
| Operational Temperature | -40°C ~ +85°C |
| Mechanical load | 5400Pa/2400Pa |
| Max. hailstone impact(diameter/velocity) | Φ25mm hail, from 1 m of distance at 23 m/s |
| Application Class | Class A |

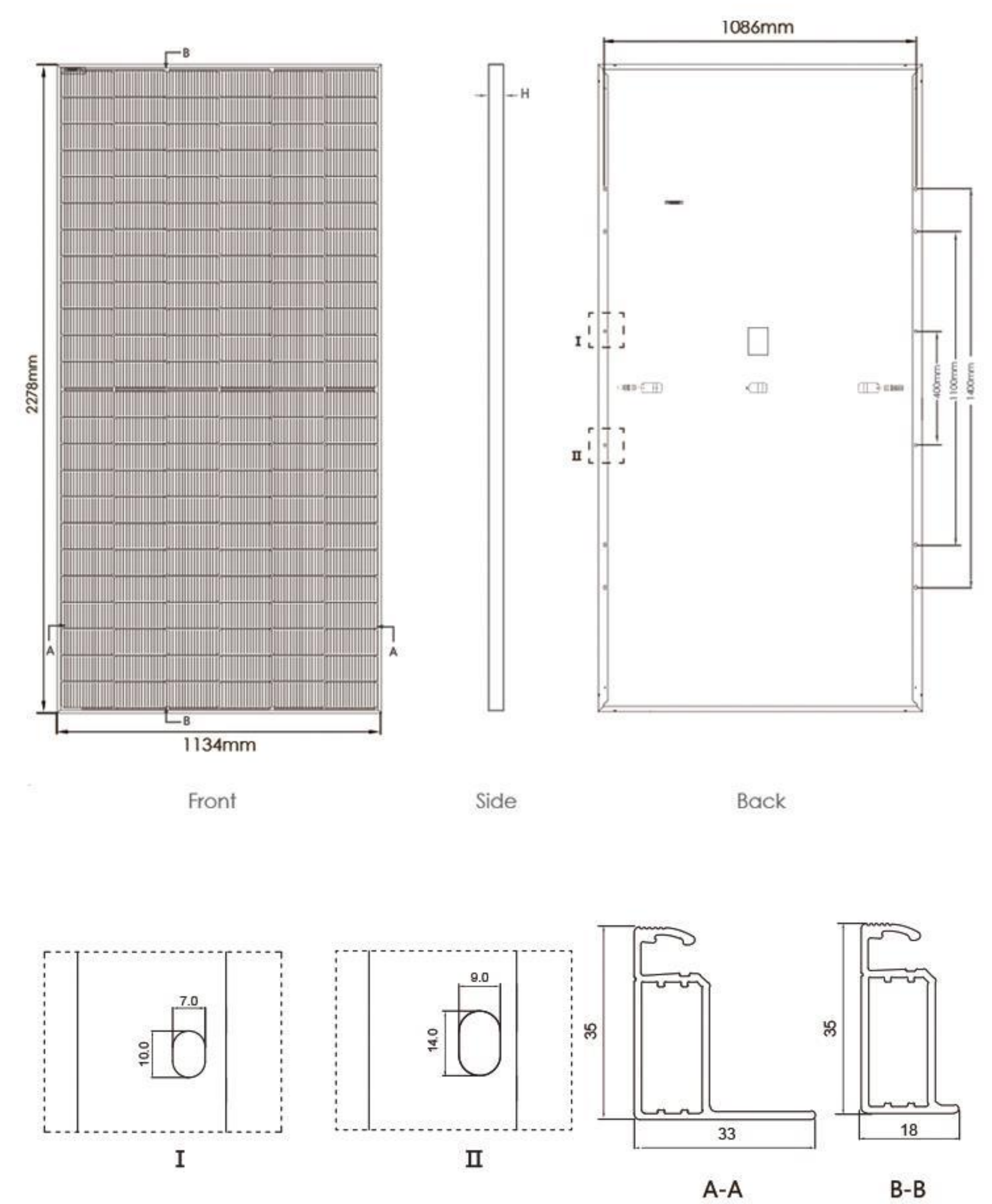
Temperature Ratings

| | |
|---|------------|
| Nominal Operating Cell Temperature | 45 ± 2°C |
| Temperature Coefficient of I _{sc} | -0.290%/°C |
| Temperature Coefficient of V _{oc} | -0.250%/°C |
| Temperature Coefficient of P _{MAX} | +0.045%/°C |

Package

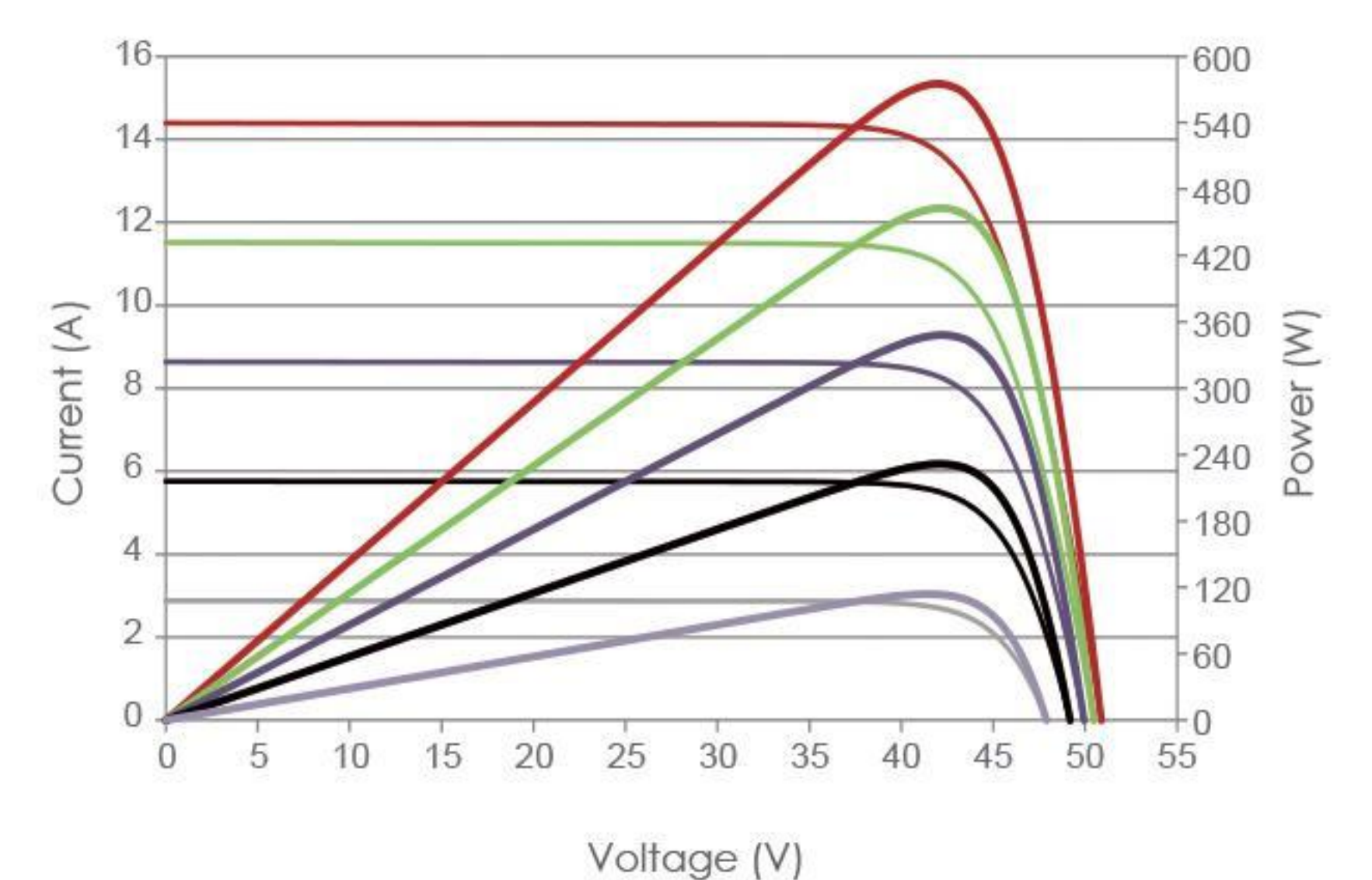
| | |
|--------------------------|------------|
| Module per box | 31 pieces |
| Module per 40' container | 620 pieces |

Module Dimension

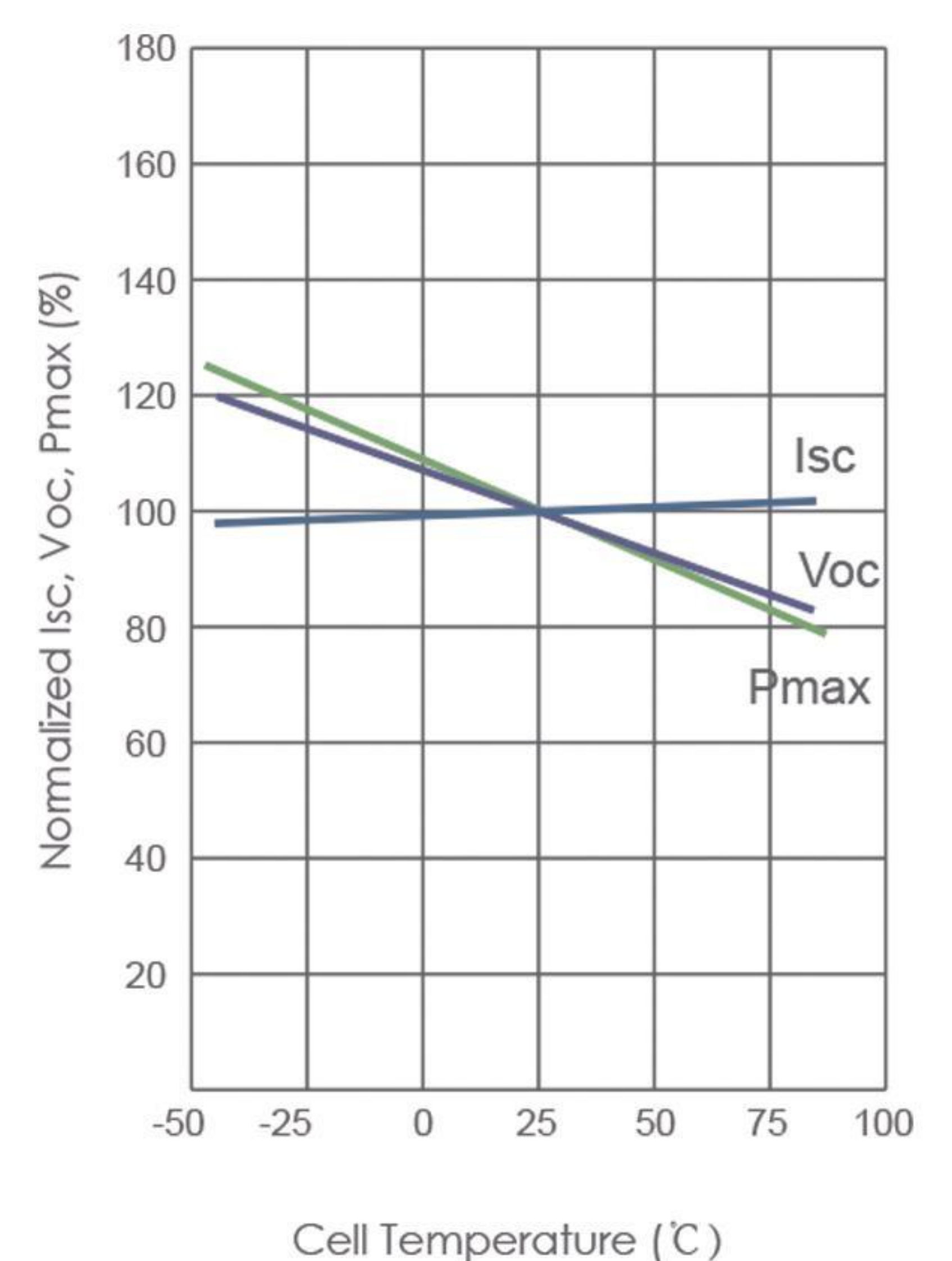


I-V Curve

Current-Voltage & Power-Voltage Curves(575W)



Temperature Dependence of I_{sc}, V_{oc}, P_{max}



Anhui Xuhe New Energy Technology Co., Ltd.

No. 1, Jianye Road, SCP Suchu High-tech Industrial Development Zone, Chuzhou City, Anhui Province.
 025-52806120
 www.solarnplus.com